

Year 3 Home Learning Autumn 1

It is really important for children to become fluent with reading, spelling and times tables therefore we ask you to spend time each day practising these important key skills. Weekly spelling/handwriting sheets will be sent home.

Please record all reading (including when using <https://www.oxfordreadingbuddy.com/uk>) in your reading record and bring it in to school every day.

Please choose two challenges from the grid and bring them in to school by **Wednesday 16th October** so we can share your amazing learning in our year group assembly.

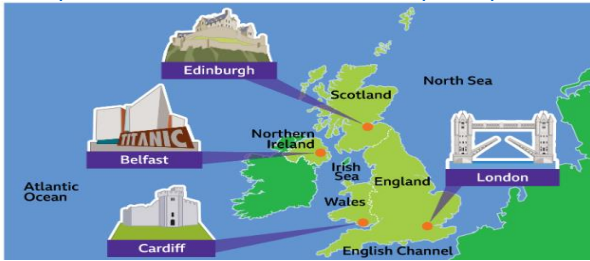
THE UK, MANOR and ME - *What makes me and my community unique?*

Our first topic focuses on learning more about the UK and Manor Junior School as well as learning about keeping and staying safe and healthy.

You can learn more about the UK by visiting this website <https://www.bbc.co.uk/bitesize/articles/z2wjqfr> or by borrowing a book from school or your local library. If you are not yet a member of Farnborough library, visit in person or online <https://www.hants.gov.uk/librariesandarchives/library/membership/jointhelibrary>

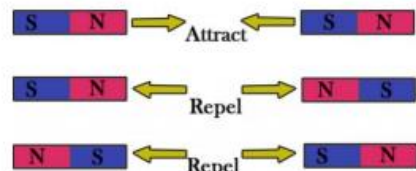
As we are learning about the UK in geography, create an interesting and informative poster about the UK or one of the countries in the UK.

<https://www.bbc.co.uk/bitesize/topics/zp8r4xs>



We will be learning about magnets in science. Draw and label 5 magnets used in everyday life in your home and/or describe how a magnet works using scientific vocabulary. Illustrate with labelled diagrams

<https://www.bbc.co.uk/teach/class-clips-video/articles/zbjn3qt>



In French we are learning to introduce ourselves.

<https://www.bbc.co.uk/teach/class-clips-video/articles/zf84d6f>

Practise some of the key phrases that we have been learning with a member of your family.

Bonjour ! Hello!/Good morning!

Salut ! Hi!

Ça va ? How are you?

Ça va bien. I am fine.

Ça va mal. I am not great.

Comme ci, comme ça. So-so.

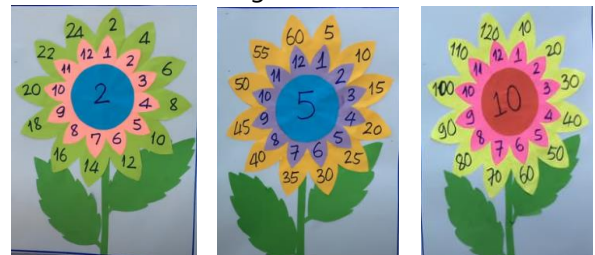
Au revoir ! Goodbye

Comment t'appelles-tu ? What is your name?

Je m'appelle... My name is...

This half term, we will be recapping the multiplication and division facts (2x, 5x and 10x) that you learnt in year 2.

Create times tables flowers and practise recalling each fact e.g. $2 \times 5 = 10$.



We will be reading and exploring lots of different books and thinking about the types of books we enjoy reading. Draw a picture based on your favourite book or the front cover of your favourite book to share with other children in year 3.

**The more that you read,
the more things you will know.**

**The more that you learn,
the more places you will go.**

-- Dr. Seuss

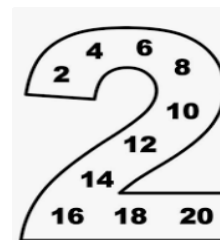
One of our school rules is **SAFE**. We will explore and learn about different ways we keep safe and who keeps us safe in our PSHE+C lessons. Make a list of some safety rules to help keep everyone safe.

Some suggestions:

- Road safety rules
- Rules to stay safe in the sun or near water
- Ways to stay safe online
- Playtime/lunchtime rules

There are lots of ways to practise times tables and division facts. Here are some ideas:

1. <https://www.bbc.co.uk/teach/topics/cnep90jwjj7t>
2. <https://www.topmarks.co.uk/maths-games/hit-the-button>
3. Write out the times tables or division facts and then say them out aloud.
4. Draw pictures to show the different times tables and division facts.
5. Draw the number of the multiplication table you are practising on a large piece of paper. Then write the multiples inside. Use different colours if you have them. Say the multiples in order. Point to a multiple and say the multiplication and division facts.



2 TIMES TABLE				
2	x	1	=	2
2	x	2	=	4
2	x	3	=	6
2	x	4	=	8
2	x	5	=	10
2	x	6	=	12
2	x	7	=	14
2	x	8	=	16
2	x	9	=	18
2	x	10	=	20
2	x	11	=	22
2	x	12	=	24

5 TIMES TABLE				
5	x	1	=	5
5	x	2	=	10
5	x	3	=	15
5	x	4	=	20
5	x	5	=	25
5	x	6	=	30
5	x	7	=	35
5	x	8	=	40
5	x	9	=	45
5	x	10	=	50
5	x	11	=	55
5	x	12	=	60

10 TIMES TABLE				
10	x	1	=	10
10	x	2	=	20
10	x	3	=	30
10	x	4	=	40
10	x	5	=	50
10	x	6	=	60
10	x	7	=	70
10	x	8	=	80
10	x	9	=	90
10	x	10	=	100
10	x	11	=	110
10	x	12	=	120

Dividing by 2	
$2 \div 2 = 1$	
$4 \div 2 = 2$	
$6 \div 2 = 3$	
$8 \div 2 = 4$	
$10 \div 2 = 5$	
$12 \div 2 = 6$	
$14 \div 2 = 7$	
$16 \div 2 = 8$	
$18 \div 2 = 9$	
$20 \div 2 = 10$	
$22 \div 2 = 11$	
$24 \div 2 = 12$	

Dividing by 5	
$5 \div 5 = 1$	
$10 \div 5 = 2$	
$15 \div 5 = 3$	
$20 \div 5 = 4$	
$25 \div 5 = 5$	
$30 \div 5 = 6$	
$35 \div 5 = 7$	
$40 \div 5 = 8$	
$45 \div 5 = 9$	
$50 \div 5 = 10$	
$55 \div 5 = 11$	
$60 \div 5 = 12$	

Dividing by 10	
$10 \div 10 = 1$	
$20 \div 10 = 2$	
$30 \div 10 = 3$	
$40 \div 10 = 4$	
$50 \div 10 = 5$	
$60 \div 10 = 6$	
$70 \div 10 = 7$	
$80 \div 10 = 8$	
$90 \div 10 = 9$	
$100 \div 10 = 10$	
$110 \div 10 = 11$	
$120 \div 10 = 12$	

We will be and sharing a log in for <https://trockstars.com/> soon.